

**UNITED NATIONS / DOT
PERFORMANCE CERTIFICATION**




4G DESIGN QUALIFICATION

**4 x 1 Gallon Round Plastic Bottle with Two Case
Sealing Mechanisms:**

- #1) Taped Top Flaps & Taped Bottom Flaps**
- #2) Taped Top Flaps & Glued Bottom Flaps**

TEST REPORT #: 15-CA20115 (REV 1)

 4G / Y23.5 / S / **
USA / +CC7715

**Insert the year packaging is manufactured

TESTING PERFORMED FOR:

PUREPAK TECHNOLOGY CORPORATION

324 South Bracken Lane
Suite 3
Chandler, AZ 85224

ATTN: Michael Dodd

TESTING PERFORMED BY:

TEN-E PACKAGING SERVICES, INC.

326 North Corona Avenue
Ontario, CA 91764
Phone: 909-937-1260
Fax: 909-937-1262

Issued Date: July 13, 2015
Revision Date: October 20, 2015

TABLE OF CONTENTS

SECTION I: CERTIFICATION	3
SECTIONS II & V: PACKAGING DESCRIPTIONS / COMPONENT DRAWINGS	4
COMPONENT INFORMATION	5
SECTION III: TEST PROCEDURES AND RESULTS	7
DROP TESTS Taped Top Flaps & Taped Bottom Flaps	7
DROP TESTS Taped Top Flaps & Glued Bottom Flaps	8
STACKING & STACKING STABILITY TESTS Taped Top Flaps & Taped Bottom Flaps.....	9
STACKING & STACKING STABILITY TESTS Taped Top Flaps & Glued Bottom Flaps	10
PRESSURE DIFFERENTIAL TEST	11
VIBRATION TEST Taped Top Flaps & Taped Bottom Flaps.....	12
VIBRATION TEST Taped Top Flaps & Glued Bottom Flaps	13
COBB WATER ABSORPTION TEST	14
REGULATORY AND INDUSTRY STANDARD REFERENCES	15
SECTION IV: MATHEMATICAL CALCULATIONS	16

NOTES AND COMMENTS

- Tested as a design qualification due to a change in the corrugated basis weight. The packaging will retain the +CC7715 Identification.
- Note for Rev 1: Test Report 15-CA20115 issued on July 13, 2015 has been updated as of October 20, 2015. The plastic bottle manufacturer on page 5 has been corrected to show PurePak Technology Corporation, Chandler, AZ under this revision.

4 x 1 Gallon Round Plastic Bottle Packaging – Case Sealing Mechanism Variables


Option #	Top Flaps	Bottom Flaps
1	2" 3M Scotch Brand Tape	2" 3M Scotch Brand Tape
2	2" 3M Scotch Brand Tape	Hot Melt Adhesive

SECTION I: CERTIFICATION

**Design Qualification of the PurePak Technology Corporation
 4 x 1 Gallon Round Plastic Bottle with Two Case Sealing Mechanisms:
 #1) Taped Top Flaps & Taped Bottom Flaps #2) Taped Top Flaps & Glued Bottom Flaps**

TEN-E Packaging Services, Inc. is a current DOT UN Third-Party Certification Agency under §107.403 and certifies that the PurePak Technology Corporation packaging referenced above has passed the standards of the DEPARTMENT OF TRANSPORTATION'S TITLE 49 CFR; Performance Oriented Packaging Standards, Section 178. This package is also certified under IMDG, ICAO/IATA Regulations and the UN Recommendations on the Transport of Dangerous Goods. It is the responsibility of the end user to determine authorization for use under these regulations. The use of other packaging methods or components other than those documented in this report may render this certification invalid.

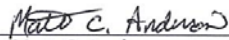
SUMMARY OF PERFORMANCE TESTS

UN / DOT TEST	CFR REFERENCE	TEST LEVEL	TEST CONTENTS	TEST COMPLETED	TEST RESULTS
Drop	178.603	1.4 m	Methanol/Water	July 9, 2015	PASS
Stacking (#1)	178.606	544.3 Kg – 24 Hours	Water	July 10, 2015	PASS
Stacking (#2)	178.606	544.3 Kg – 24 Hours	Water	July 13, 2015	PASS
Pressure	173.27	95 kPa - 30 Minutes	Water	July 10, 2015	PASS
Vibration	178.608	3.8 Hz – 1 Hour	Water	July 9, 2015	PASS
Cobb	178.516	30 Minutes	---	July 7 2015	PASS
TEST REPORT NUMBER:			15-CA20115		
UN MARKING: (CFR 49 – 178.503)				4G / Y23.5 / S / ** USA / +CC7715	
PACKAGING IDENTIFICATION CODE:			4G - Fiberboard Box (178.516)		
PERFORMANCE STANDARD:			Y (Packaging meets Packing Group II and III tests)		
AUTHORIZED GROSS MASS:			23.5 Kg (51.8 Lbs)		
"S" DESIGNATION:			Denotes Inner Packagings		
YEAR OF MANUFACTURE:			** Insert year the packaging is manufactured		
STATE AUTHORIZING THE MARK			USA		
PACKAGING CERTIFICATION AGENCY:			(+CC) TEN-E Packaging Services, Inc. (Ontario CA #2006030021)		
THIRD PARTY PACKAGING IDENTIFICATION:			+CC7715		
PERIODIC RETEST DATE:			July 13, 2017		

ALL OTHER WARRANTIES, EXPRESSED OR IMPLIED, INCLUDING ANY WARRANTY THAT THE PACKAGING TESTED IS MERCHANTABLE OR FIT FOR A PARTICULAR PURPOSE, ARE DISCLAIMED. In no event shall TEN-E Packaging Services, Inc. liability exceed the total amount paid by PurePak Technology Corporation for services rendered. In the event of future changes to the above referenced test standards, it is the responsibility of PurePak Technology Corporation to determine whether additional testing or updating of past testing is necessary to verify that the packaging we have tested remains in compliance with those standards.


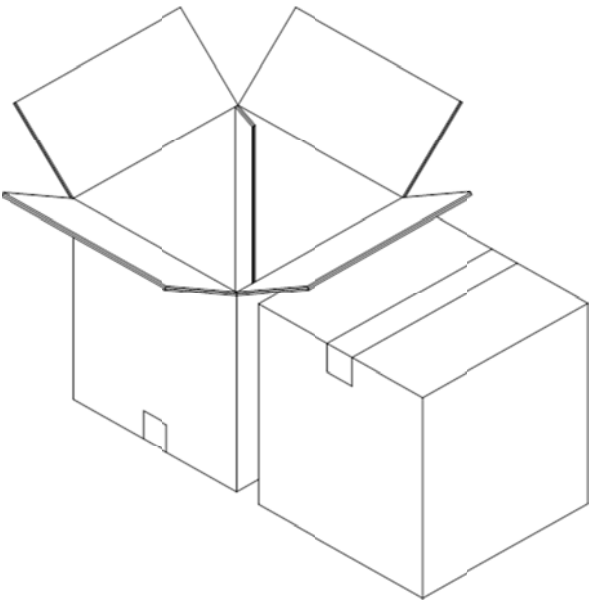
MANUFACTURER:

PurePak Technology Corporation
 324 South Bracken Lane
 Suite 3
 Chandler, AZ 85224


 Matt C. Anderson
 Project Manager
 TEN-E Packaging Services, Inc.

SECTIONS II & V: PACKAGING DESCRIPTIONS / COMPONENT DRAWINGS

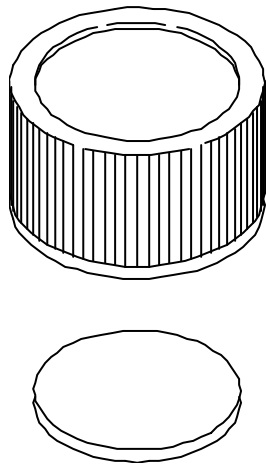
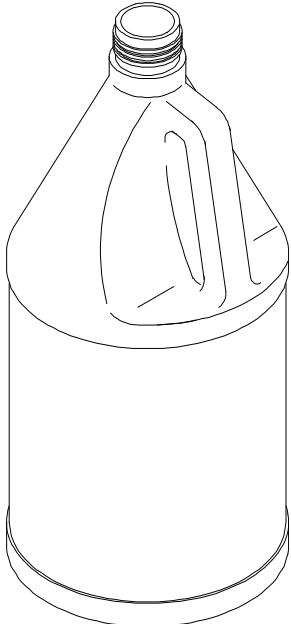
**4 x 1 Gallon Round Plastic Bottle with Two Case Sealing Mechanisms:
#1) Taped Top Flaps & Taped Bottom Flaps #2) Taped Top Flaps & Glued Bottom Flaps**

ASSEMBLY DRAWING	TEST LEVELS			
	Certification Type:	Design Qualification		
	Packaging Code Designation:	4G		
	Packing Group:	II		
	Specific Gravity:	1.4		
	Internal Pressure:	95 kPa		
	TEST SAMPLE PREPARATION			
	(Refer to Section IV)			
	Overall Packaging Tare Weight:	1,392.0 Grams		
	Fill Capacity (98% Maximum Capacity):	Methanol/Water	3,818.1 Grams	
		Water	3,948.5 Grams	
	Package Test Weight:	Methanol/Water	16.6 Kg	36.5 Lbs
		Water	17.1 Kg	37.6 Lbs
	Authorized Package Gross	23.5 Kg	51.8 Lbs	
	Mass:			
	CLOSING METHODS – INNER PACKAGING			
	Application Torque:	50 In-Lbs		
	Equipment:	Kaps All Electronic Torque Tester		
	CLOSING METHODS – SHIPPER			
	Top Flaps:			
	Manufacturer:	3M: St. Paul, MN		
Type:	Options #1 & #2: 3M Scotch Brand Pressure Sensitive Tape supplied by client			
Width:	48 mm (2")			
Overlap:	2" Minimum			
Tape Pattern:	Center Seam			
Inner Flaps:	Meet			
Outer Flaps:	Meet			
Bottom Flaps:				
Manufacturer:	3M: St. Paul, MN			
Type:	Option #1) 3M Scotch Brand Pressure Sensitive Tape supplied by client			
	Option #2) Hot Melt Adhesive (Prepared by Client as for Transport) (Three Strips of Thermoset Adhesive – 4/8" x 4")			
Width:	48 mm (2")			
Overlap:	2" Minimum			
Tape Pattern:	Center Seam			
Inner Flaps:	Meet			
Outer Flaps:	Meet			

For Packagings with an Established Gross Mass:

If the gross mass calculation in this report exceeds the previously established gross mass, the manufacturer may elect to maintain the current gross mass marking (e.g. the gross mass rating of the UN marking on the packaging may be less than the calculated gross mass indicated in this report) or use the newly established gross mass. In no event shall the gross mass marking on the packaging exceed the gross mass to which the packaging was tested.

COMPONENT INFORMATION

CLOSURE		DRAWING
Manufacturer: Rexam Plastic Packaging: Evansville, IN		
Description:	38mm Threaded Closure	
Quantity:	4	
Material:	Polypropylene	
Tare Weight:	10.31 Grams	
Overall Dimensions:		
• Height	1.016" ± 0.015"	
• Diameter	1.701" ± 0.015"	
Thread:		
• Type	38mm	
• Style	439	
Finish Dimensions:		
• T	1.483" ± 0.007"	
• E	1.389" ± 0.007"	
Markings (QC Audit):	62A	
Liner:		
Description:	Polyethylene Foam Liner	
Tare Weight:	0.63 Grams	
Thickness:	0.049"	
Diameter:	1.388"	
PLASTIC BOTTLE		DRAWING
Manufacturer: PurePak Technology Corporation, Chandler, AZ		
Description:	1 Gallon Round Plastic Bottle	
Quantity:	4	
Material/Pigment:	High Density Polyethylene / Natural	
Method of Manufacture:	Blow Molded	
Tare Weight:	154 Grams ± 6 Grams	
Capacity:		
• Rated	1 Gallon	
• Overflow	4,029.0 Grams (1.0 Gallons)	
Overall Dimensions:		
• Height	12.350" ± 0.090"	
• Diameter	6.072" ± 0.080"	
Thread Dimensions:		
• T	1.461" ± 0.015"	
• E	1.367" ± 0.015"	
Wall Thickness:		
• Minimum	0.022"	
Markings (QC Audit):	SPI "2" HDPE Recycling Symbol K.S. 80859 19 07 K 12:25 L3 FTW MAR 17 15	

SHIPPER

Manufacturer: PCA: Phoenix, AZ (Projects - 731197 & 830600)

Description: Regular Slotted Container

Material/Flute (Inner to Outer): 51 ECT Double Wall Mottled White Corrugated Fiberboard; B/C-Flute

Basis Weight (Outer to Inner) Lbs./MSF:

• **Specification** 42/23/35/23/35

Tare Weight: 753 Grams

DIMENSIONS

	Specification Dimensions (Inside)	Measured Dimensions (Outside)
• Length	12-5/16"	12-7/8"
• Width	12-5/16"	12-3/4"
• Height	12-5/8"	13-7/8"
Board Caliper (Nominal):	0.262"	
Manufacturer's Joint:	Inside Glued, 1-3/8" Lap	
No Box Manufacturer's Certification:		
Markings (QC Audit):	NONE	







SECTION III: TEST PROCEDURES AND RESULTS

DROP TESTS

Taped Top Flaps & Taped Bottom Flaps

TEST INFORMATION		TEST CRITERIA
TEST CONTENTS:	Methanol/Water Solution (0.967 SG)	<ul style="list-style-type: none"> For packaging containing liquid, each packaging does not leak. There can be no damage to the outer packaging likely to adversely affect safety during transport. Inner receptacles, inner packagings or articles must remain completely within the outer packaging and there must be no leakage of the filling substance from the inner packaging. Any discharge from a closure is slight and ceases immediately after impact with no further leakage. No rupture is permitted in packagings for materials in Class 1 which would permit spillage of loose explosive substances or articles from the outer packaging. (\$178.603)
SAMPLE PREPARATION:	Refer to Section II	
CONDITIONING:	-18°C (0°F) Freezer #201	
CONTENTS TEMP.:	-18.5°C (-1.3°F)	
DROP HEIGHT:	1.4 Meters (56") (Refer to Section IV)	
TEST EQUIPMENT:	L.A.B. Accu Drop 160	

DROP ORIENTATIONS AND TEST RESULTS

Sample #1: Flat on Bottom	Sample #2: Flat on Top	*Sample #3: Flat on Long Side
		
PASS: No leakage or damage.	PASS: No leakage or damage.	PASS: No leakage or damage.
*Sample #4: Flat on Short Side	*Sample #5: Bottom Corner	**Sample #1: Top Corner
		
PASS: No leakage or damage.	PASS: No leakage. Deformation to shipper on impact.	PASS: No leakage. Deformation to shipper on impact.

*Side and corner drops were conducted to impact the manufacturer's joint







** Flat on Bottom Drop sample was also used for the Top Corner drop.

DROP TESTS

Taped Top Flaps & Glued Bottom Flaps

TEST INFORMATION		TEST CRITERIA
TEST CONTENTS:	Methanol/Water Solution (0.967 SG)	<ul style="list-style-type: none"> For packaging containing liquid, each packaging does not leak. There can be no damage to the outer packaging likely to adversely affect safety during transport. Inner receptacles, inner packagings or articles must remain completely within the outer packaging and there must be no leakage of the filling substance from the inner packaging. Any discharge from a closure is slight and ceases immediately after impact with no further leakage. No rupture is permitted in packagings for materials in Class 1 which would permit spillage of loose explosive substances or articles from the outer packaging. (§178.603)
SAMPLE PREPARATION:	Refer to Section II	
CONDITIONING:	-18°C (0°F) Freezer #201	
CONTENTS TEMP.:	-18.5°C (-1.3°F)	
DROP HEIGHT:	1.4 Meters (56") (Refer to Section IV)	
TEST EQUIPMENT:	L.A.B. Accu Drop 160	

DROP ORIENTATIONS AND TEST RESULTS

Sample #12: Flat on Bottom	Sample #13: Flat on Top	*Sample #14: Flat on Long Side
		
PASS: No leakage or damage.	PASS: No leakage or damage.	PASS: No leakage or damage.
*Sample #15: Flat on Short Side	*Sample #16: Bottom Corner	**Sample #12: Top Corner
		
PASS: No leakage or damage.	PASS: No leakage. Deformation to shipper on impact.	PASS: No leakage. Deformation to shipper on impact.


*Side and corner drops were conducted to impact the manufacturer's joint


** Flat on Bottom Drop sample was also used for the Top Corner drop.

STACKING & STACKING STABILITY TESTS

Taped Top Flaps & Taped Bottom Flaps

TEST INFORMATION		TEST CRITERIA
TEST CONTENTS:	Water	<ul style="list-style-type: none"> There must be no leakage of the filling substance from the inner receptacle, or inner packaging. There can be no deterioration that could adversely affect transport safety or any distortion liable to reduce the package's strength, cause instability in stacks of packages, or cause damage to inner packagings that is likely to reduce safety in transport. (§178.606)
SAMPLE PREPARATION:	Refer to Section II	
CONDITIONING:	73°F / 50% RH Quality Room #202	
TEST LOAD APPLIED:	544.3 Kg (1,200.0 Lbs) (Refer to Section IV)	
TEST DURATION:	24 Hours	
TEST EQUIPMENT:	L.A.B. Validator Plus Compression System	

STACKING TEST SET-UP & RESULTS			
	Sample #	Maximum Deflection After 24 Hours	Results
	6	0.077"	PASS
	7	0.077"	PASS
	8	0.077"	PASS
	Comments/Observations		
Following the stack test there was no leakage or damage likely to result in failure of the packaging.			


STACKING STABILITY TEST SET-UP & RESULTS		
	Results	CRITERIA FOR PASSING THE TEST
	PASS	<ul style="list-style-type: none"> In guided load tests, stacking stability must be assessed after test completion. Two filled packagings of the same type must be placed on the test sample. The stacked packages must maintain their position for one hour. (§178.606)
For stack stability, TEN-E places the filled samples one on top of the other. The bottom sample is rotated to the top until all three samples have been subjected to stacking stability for one hour each.		

STACKING & STACKING STABILITY TESTS


Taped Top Flaps & Glued Bottom Flaps

TEST INFORMATION		TEST CRITERIA
TEST CONTENTS:	Water	<ul style="list-style-type: none"> There must be no leakage of the filling substance from the inner receptacle, or inner packaging. There can be no deterioration that could adversely affect transport safety or any distortion liable to reduce the package's strength, cause instability in stacks of packages, or cause damage to inner packagings that is likely to reduce safety in transport. (§178.606)
SAMPLE PREPARATION:	Refer to Section II	
CONDITIONING:	73°F / 50% RH Quality Room #202	
TEST LOAD APPLIED:	544.3 Kg (1,200.0 Lbs) (Refer to Section IV)	
TEST DURATION:	24 Hours	
TEST EQUIPMENT:	L.A.B. Validator Plus Compression System	

STACKING TEST SET-UP & RESULTS

	Sample #	Maximum Deflection After 24 Hours	Results
	17	0.092"	PASS
	18	0.092"	PASS
	19	0.092"	PASS
Comments/Observations			
Following the stack test there was no leakage or damage likely to result in failure of the packaging.			


STACKING STABILITY TEST SET-UP & RESULTS

	Results	CRITERIA FOR PASSING THE TEST
	PASS	<ul style="list-style-type: none"> In guided load tests, stacking stability must be assessed after test completion. Two filled packagings of the same type must be placed on the test sample. The stacked packages must maintain their position for one hour. (§178.606)
For stack stability, TEN-E places the filled samples one on top of the other. The bottom sample is rotated to the top until all three samples have been subjected to stacking stability for one hour each.		

PRESSURE DIFFERENTIAL TEST

TEST INFORMATION		TEST CRITERIA
TEST CONTENTS:	Water	<ul style="list-style-type: none"> • Packaging for which retention of liquid is a basic function must be capable of withstanding the pressure requirements without leakage. (§173.27(c))
FILL CAPACITY:	Maximum Capacity	
CLOSURE APPLICATION:	Refer to Section II	
CONDITIONING:	Ambient	
TEST PRESSURE:	95 kPa	
TEST DURATION:	30 Minutes	
AREA OF PRESSURIZATION:	Through the Bottom	
TEST EQUIPMENT:	Regulated Water Source Digital Pressure Gauge	

HYDROSTATIC PRESSURE TEST SET-UP AND RESULTS


	Sample #	Results	Comments/Observations
	1	PASS	All three samples maintained the 95 kPa test pressure for 30 minutes without leakage or damage.
	2	PASS	
	3	PASS	

VIBRATION TEST

Taped Top Flaps & Taped Bottom Flaps

TEST INFORMATION		TEST CRITERIA
TEST CONTENTS:	Water	<ul style="list-style-type: none"> Immediately following the period of vibration, each package must be removed from the platform, turned on its side and observed for any evidence of leakage. A packaging passes the vibration test if there is no rupture or leakage from any of the packages. No test sample should show any deterioration which could adversely affect transportation safety or any distortion liable to reduce packaging strength. <p>(§178.608)</p>
SAMPLE PREPARATION:	Refer to Section II	
CONDITIONING:	73°F / 50% RH Quality Room #202	
TABLE DISPLACEMENT:	1"	
TEST FREQUENCY:	3.8 Hz	
TEST DURATION:	1 Hour	
TEST EQUIPMENT:	Vertical motion using L.A.B. Palletizer Vibration System	

VIBRATION TEST SET-UP AND RESULTS


	Sample #	Results	Comments/Observations
	9	PASS	No leakage or damage.
	10	PASS	
	11	PASS	

VIBRATION TEST

Taped Top Flaps & Glued Bottom Flaps

TEST INFORMATION		TEST CRITERIA
TEST CONTENTS:	Water	<ul style="list-style-type: none"> Immediately following the period of vibration, each package must be removed from the platform, turned on its side and observed for any evidence of leakage. A packaging passes the vibration test if there is no rupture or leakage from any of the packages. No test sample should show any deterioration which could adversely affect transportation safety or any distortion liable to reduce packaging strength. <p>(§178.608)</p>
SAMPLE PREPARATION:	Refer to Section II	
CONDITIONING:	73°F / 50% RH Quality Room #202	
TABLE DISPLACEMENT:	1"	
TEST FREQUENCY:	3.8 Hz	
TEST DURATION:	1 Hour	
TEST EQUIPMENT:	Vertical motion using L.A.B. Palletizer Vibration System	

VIBRATION TEST SET-UP AND RESULTS

	Sample #	Results	Comments/Observations
	20	PASS	No leakage or damage.
	21	PASS	
	22	PASS	

COBB WATER ABSORPTION TEST

TEST INFORMATION	TEST CRITERIA
<p>NUMBER OF SAMPLES: 5</p> <p>SAMPLE SIZE: 5" x 5" (Minimum)</p> <p>CONDITIONING: 73°F / 50% RH Quality Room #202</p> <p>WATER APPLIED: 100 mL / Sample</p> <p>TEST DURATION: 30 Minutes / Sample</p> <p>TEST EQUIPMENT: UWE Analytical Balance Gurley Cobb Water Absorption Fixtures</p>	<ul style="list-style-type: none"> An increase in mass greater than 155 g/m² over the 30 minute duration represents an unacceptable level of water resistance. (§178.516)

COBB WATER ABSORPTION TEST RESULTS	
Sample #	Water Absorbed
1	143 g/m ²
2	146 g/m ²
3	131 g/m ²
4	147 g/m ²
5	126 g/m ²
AVERAGE:	138.6 g/m²
RESULT	PASS

REGULATORY AND INDUSTRY STANDARD REFERENCES

REGULATORY REFERENCES

TEST	49 CFR ^①	UN ^②	IMDG ^③	ICAO ^④	IATA ^⑤
	October 2014 Edition	18 th Edition	2014 Edition	2015-2016 Edition	56th Edition
Drop:	178.603	6.1.5.3	6.1.5.3	6; 4.3	6.3.3
Stacking:	178.606	6.1.5.6	6.1.5.6	6; 4.6	6.3.6
Pressure:	173.27(c)	4.1.1.4.1	4.1.1.4.1	4; 1.1.6	5.0.2.9
Vibration:	178.608	---	---	4; 1.1.1	5.0.2.7
Cobb:	178.516(b)(1)	6.1.4.12.1	6.1.4.12.1	6; 3.1.11.1	6.2.12.2

① United States Department of Transportation Code of Federal Regulations (CFR) Title 49, Transportation, Parts 100-185

② The United Nations Recommendations on the Transport of Dangerous Goods – Model Regulations (UN – Orange Book)

③ International Maritime Dangerous Goods Code (IMDG)

④ Technical Instructions for the Safe Transport of Dangerous Goods by Air (ICAO)

⑤ International Air Transport Association (IATA) Dangerous Goods Regulations

INDUSTRY STANDARD REFERENCES

Drop:	ASTM ^⑥ D5276:	Standard Test Method for Drop Test of Loaded Containers by Free Fall
	ASTM ^④ D7790	Standard Test Method for the Preparation of Plastic Packagings Containing Liquids for United Nations (UN) Drop Testing
	ISO ^⑦ 2248:	Packaging – Complete, Filled Transport Packages – Vertical Impact Test by Dropping
Stacking:	ASTM ^⑥ D4577:	Standard Test Method for Compression Resistance of a Container Under Constant Load
	ISO ^⑦ 2234:	Packaging – Complete, Filled Transport Packages – Stacking Test using Static Load
Hydrostatic Pressure:	ASTM ^⑥ D7660:	Standard Guide for Conducting Internal Pressure Tests on United Nations (UN) Packagings
Vibration:	ASTM ^⑥ D999:	Standard Test Method for Vibration Testing of Shipping Containers
	ISO ^⑦ 2247:	Packaging – Complete, Filled Transport Packages – Vibration Test at Fixed Low Frequency
Cobb:	ISO ^⑦ 535:	Paper and Board – Determination of Water Absorption – Cobb Method

⑥ American Society for Testing and Materials (ASTM)

⑦ International Organization for Standardization (ISO)

EQUIPMENT

All inspection, measuring and test equipment that can affect product quality is calibrated and adjusted at prescribed intervals, or prior to use, and is traceable to NIST, using ANSI Z540 as an overall guide for calibration certification.

SECTION IV: MATHEMATICAL CALCULATIONS

INFORMATION USED FOR CALCULATIONS

Overall Packaging Tare Weight (PTW):	1,392.0 Grams	
Overflow Capacity (OFC):		Methanol/Water SG
Methanol/Water	3,896.0 Grams	SG: 0.967
Water	4,029.0 Grams	
Number of Inner Packagings (# IP):	4	
Packing Group	II	
Product Specific Gravity (PSG):	1.400	
Packing Group Multiplication Factor (MF):	1.00	
Overall Height of one Package (OH):	13.88 Inches	
Stack Test-# of Samples Tested Simultaneously:	3	

98% OF OVERFLOW

Overflow Capacity (OFC) x 98%

<u>OFC</u>	x	<u>98%</u>		
3,896.0	x	98% =	3,818.1 Grams	Methanol/Water
4,029.0	x	98% =	3,948.5 Grams	Water

PACKAGE TEST WEIGHTS

Overall Pkg Tare Weight (PTW) + (98% Overflow Capacity (OFC) x # of Inner Pkg (# IP))

<u>PTW</u>	+	<u>(98% OFC)</u>	x	<u># IP)</u>	
1,392	+	3,818.1	x	4	Methanol/Water
1,392	+	3,948.5	x	4	Water
Methanol/Water:		16.6	Kg	36.5	Lbs.
Water:		17.1	Kg	37.6	Lbs.

AUTHORIZED PACKAGE GROSS MASS CALCULATION (APGM)

Overall Pkg Tare Weight (PTW) + (Product SG (PSG) x 98% Overflow (OFC) x # of Inner Pkg (# IP))

<u>PTW</u>	+	<u>(PSG)</u>	x	<u>98% OFC</u>	x	<u># IP)</u>
1,392	+	1.4	x	3,949	x	4
		23.5	Kg	51.8	Lbs.	

DROP HEIGHT

Calculation For Product Specific Gravities Exceeding 1.2
Product Specific Gravity (PSG) x Packing Group Multiplication Factor (MF)

<u>PSG</u>	x	<u>MF</u>		Packing Group: II
1.4	x	1.00		
		1.40	Meter	
			<u>Required Drop Height</u>	<u>Actual Drop Height</u>
			55.1 Inches	56 Inches

STACKING TEST MINIMUM LOAD CALCULATIONS

Number of Packages in a 3m High Stack (118 / Overall Pkg Height (OH) -1)

118 / Overall Height of one Pkg (OH) - 1

<u>(118)</u>	/	<u>OH)</u>	-1	=	<u># 3m HS</u>
118	/	13.88	-1	=	7.6

Stacking Test Load Calculation (Individual Package)

Authorized Pkg Gross Mass (APGM) x # of Pkg in a 3m High Stack (# 3m HS)

<u>APGM</u>	x	<u># 3m HS</u>	
23.5	x	7.6	
		178.6 Kg	393.7 Lbs.

Stacking Test Load Calculation

Samples x Authorized Pkg Gross Mass (APGM) x # of Pkg in a 3m High Stack (# 3m HS)

<u>Samples</u>	x	<u>(APGM</u>	x	<u># 3m HS)</u>
3	x	23.5	x	7.6
		535.8 Kg		1,181.2 Lbs.